


# SW/TW350-1

## *Vibrating Roller*

Compact yet bold design, articulated vibratory rollers, double drum type and combined type.



Double Drum Type  
SW350-1 2.8ton/1.2m (6,060lbs/47")



Combined Type  
TW350-1 2.5ton/1.2m (5,400lbs/47")

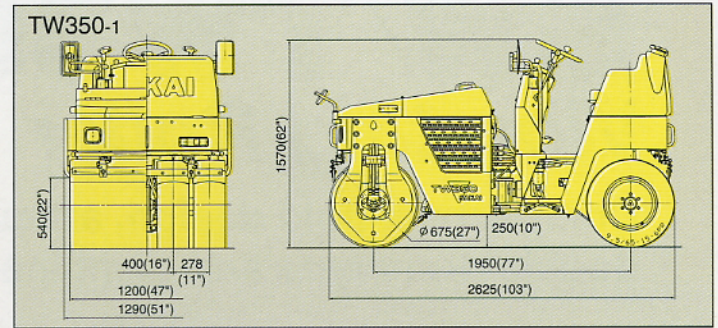
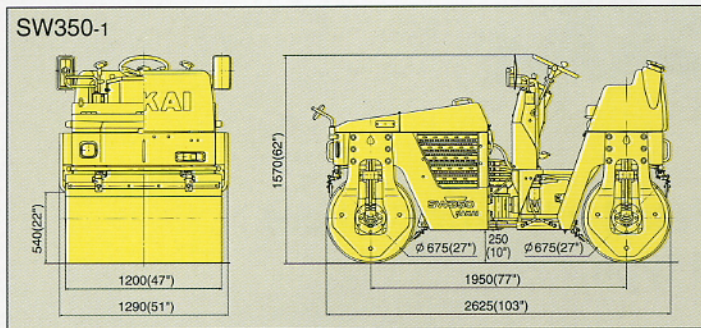


ROPS Type (Option)

# SAKAI®

# Excellent visibility and optimum performance create high efficiency.

## Dimensions



## Features

### ☆ Easy operation

- Fully hydrostatic drive with a forward-reverse lever on each side of the dashboard.
- Two variable speeds allow the selection of the optimum working speed as well as faster transit speeds.
- Auto and manual vibration modes are selected via a switch on the dashboard.
- Vibration on/off switches are also located on each of the forward-reverse lever grips.
- High curb clearance and small side overhang enable the roller to work right up to curbs and walls.
- Pressurized and fully corrosion-proof water sprinkler system includes polyethylene tank, stainless pipes and quick-mount type brass spray nozzles along with a triple filtering system.
- Mirrors are standard equipment for easier and safer operation. The mirror stays are the one-touch folding type to protect them from accidental damage.
- The rear wheels are directly driven by hydraulic motor which eliminates the need for chain or gears. Thus, the wheels turn smoothly and quality pavement surface is assured. (TW type only)
- In addition to the water spray system, an independent liquid spray system is standard equipment which further prevents tires picking up asphalt. (TW type only)

### ☆ Ergonomically designed operator seat

- The soft, seamless bench seat has rounded corners offering the best riding comfort while protecting itself from rain or water penetration.
- With the wide bench seat and forward-reverse levers on both sides, the operator can take up the optimum driving position. Thus, compaction on shoulders and pavement joints is facilitated due to the easy-to-observe drum edges.

### ☆ High safety standards

- Excellent all-round visibility.
- In addition to the hydrostatic service brake and S.A.H.R. (spring applied, hydraulically released type) secondary brake, a pedal brake is provided for emergency stops.
- ROPS (ROPS is standard for North America and is an option in other areas.)

### ☆ Excellent serviceability

- The engine hood opens fully for easy access to areas requiring daily maintenance; engine, hydraulic system, fuel system, battery, etc.
- Quick-mount water spray nozzles can be mounted or dismantled without tools. They are made of brass, therefore, durability is unsurpassed.

### ☆ Standard equipment

- The engine complies with new emission standards.
- Standard equipment includes head lights, rear working lights, turning signals, spring-loaded plastic scrapers (outer and inner), mirrors, instruments and gauges.

## Specifications

TYPE	DOUBLE DRUM TYPE	COMBINED TYPE
<b>MODEL</b>	<b>SW350-1</b>	<b>TW350-1</b>
<b>WEIGHTS</b>		
Gross kg (lbs)	2,750 (6,060)	2,450 (5,400)
Load on front axle kg (lbs)	1,380 (3,040)	1,380 (3,040)
Load on rear axle kg (lbs)	1,370 (3,020)	1,070 (2,360)
<b>SPEEDS</b>	(Forward & Reverse)	
LOW km/h (mile/h)	0~ 7.5 (0~4.6)	0~ 8.5 (0~5.2)
HIGH km/h (mile/h)	0~13.5 (0~8.3)	0~11.0 (0~6.8)
<b>VIBRATING POWER</b>	Each front & rear drum	Front drum
Frequency Hz (vpm)	55 (3,300)	
Centrifugal force kN (lbs)	21 (4,630)	
<b>MINIMUM TURNING RADIUS</b>	3.8 (150")	
<b>GRADABILITY</b>	46% (25°)	40% (22°)
<b>ENGINE</b>	ISUZU Diesel engine	
Model	"3LD1"	
Rated output KW (HP)	21 (28)	
Speed min <sup>-1</sup> (rpm)	2,300	
<b>POWER LINE</b>	Hydrostatic transmission	
Transmission Type	Planetary gearing	
Final drive	Front	Planetary gearing
	Rear	Direct drive
<b>BRAKE SYSTEM</b>	Hydrostatic and mechanical, multi-disc wet type	
Service brake	mechanical, multi-disc wet type	
Parking brake	mechanical, multi-disc wet type	
<b>STEERING SYSTEM</b>	Hydraulic type (Articulated type)	
<b>DRUMS AND TIRES</b>		
Use	Front drum	Vibrate & Drive
	Rear drum	Vibrate & Drive
Drum dimensions		
width×dia. mm (in)	1,200×675 (47"×27")	1,200×675 (47"×27")
Tire Size	9.5/65-15-6PR (OR)	
Number of tires	4	
<b>SPRINKLER SYSTEM</b>	Water pressurized type	Water pressurized & Liquid pressurized type
<b>TANK CAPACITY</b>		
Fuel tank L (gal)	42 (11)	
Hydraulic oil tank L (gal)	40 (11)	
Sprinkler tank L (gal)	200 (53)	

\* Specifications are subject to change without notice.  
\* Engine meets EPA and CARB standards.

**SAKAI HEAVY INDUSTRIES, LTD.**

HEAD OFFICE: 1-4-8, SHIBA DAIMON, MINATO-KU, TOKYO JAPAN

TELEPHONE: TOKYO (03) 3431-9971

FACSIMILE: TOKYO (03) 3436-6212



Printed in Japan 2005 04. 1B8©

Certificate No.108160